

SINGER
451K125

ILLUSTRATED
LIST OF PARTS
FOR
No. 451K125 Machine

**A Trade Mark of
THE SINGER MANUFACTURING COMPANY

INSTRUCTIONS FOR OILING

BEFORE STARTING THE MACHINE, fill reservoir in base to "high" mark. Inspect often enough to keep oil level from going below "low" mark in base.

To ensure easy running and prevent unnecessary wear of the parts which are in movable contact, the machine requires oiling and when in continuous use, "TYPE A" or "TYPE C" OIL, sold only by Singer Sewing Machine Company, should be applied at the beginning of each working day to all oil holes marked "OIL."

"TYPE C" OIL should be used when an oil is desired which will produce a minimum of stain on fabrics, even after a long period of storage.

INDEX

	Page
Accessories	12
Pelt Guard	13
Bobbin Winder	12
Knee Lifter	13
Machine No. 451K125	5
Miscellaneous Parts	15
Numerical List of Parts	17
Thread Unwinder... ..	14

INSTRUCTIONS FOR ORDERING

In ordering from this List, the prefix and affix letters with the part number **MUST BE** quoted exactly as they are shown in the first column.

A number always indicates the same part in whatever List it may appear, or for whatever machine.


The affix letters (where shown) indicate the style of finish, as follows:—

- A. Hardened, Polished, Nickel Plated and Buffed.
- B. Polished, Nickel Plated and Buffed.
- C. Hardened only.
- D. Polished only.
- E. Soft, Not Polished.
- F. Hardened and Polished.
- G. Bright Rumbled and Nickel Plated.
- H. Blued.
- J. Nickel Plated only.
- K. Hardened and Nickel Plated.
- L. Brass Plated.
- M. Oxidized.
- R. Phosphate Coating Formed on Surface of Iron or Steel.
- S. Cadmium Plated.
- T. Copper Plated.
- U. Zinc Plated.
- V. Silver Plated.
- W. Polished and Nickel Plated.
- X. Black Oxide for Iron and Steel.
- Y. Black Nickel Plated only.
- Z. Chromium Plated.
- A.A. Buffed and Chromium Plated.
- A.B. Hardened, Polished, Buffed and Chromium Plated.
- A.E. Hardened, Bright Rumbled and Nickel Plated.
- A.F. Hardened, Bright Rumbled, Nickel Plated, Bright Rumbled and Chromium Plated.
- A.G. Alumilite (Plain).
- A.H. Alumilite (Dyed). Colour must be stated.
- A.J. Polished, Nickel Plated and Chromium Plated.
- A.K. Hardened, Polished, Nickel Plated and Chromium Plated.
- A.L. Heat Treated for Toughness.
- A.L.D. Heat Treated for Toughness and Polished.
- A.L.X. Heat Treated for Toughness and Black Oxide.
- A.S. Black Moulded Phenolic.
- A.T. Beige Moulded Phenolic.
- A.U. Brown Moulded Phenolic.
- A.W. Hardened then Flame Coated with Tungsten Carbide.
- B.A. Chrome Nickel, Satin Finish.
- B.B. Hardened and Chrome Nickel, Satin Finish.
- C.R. Hardened and Phosphate Coating Formed on Surface of Steel.
- C.U. Hardened and Zinc Plated.
- F.J. Hardened, Polished and Nickel Plated.
- T.A. Hardened, Polished, Copper and Nickel Plated and Buffed.
- T.B. Copper and Nickel Plated and Polished.
- T.J. Copper and Nickel Plated only.
- T.K. Hardened, Copper and Nickel Plated.
- T.L. Copper and Brass Plated.
- T.M. Copper Plated and Oxidized.
- X.C. Hardened and Black Oxide for Iron and Steel.
- Z.A. Hardened, Polished, Nickel Plated, Buffed and Chromium Plated.
- Z.B. Polished, Nickel Plated, Buffed and Chromium Plated.
- Z.C. Hardened and Chromium Plated.
- Z.D. Polished and Chromium Plated.
- Z.G. Bright Rumbled, Nickel Plated, Bright Rumbled and Chromium Plated.
- Z.J. Nickel and Chromium Plated.
- Z.T. Copper and Chromium Plated.

Parts marked with an asterisk (*) are furnished only when the repairs are made at Factory.

LIST OF PARTS COMPLETE

FOR



MACHINE No. 451K125

SINGLE ROTARY THREAD TAKE-UP
 HAND OPERATED REVERSE FEED MECHANISM
 HIGH SPEED. LOCK STITCH.
 SINGLE NEEDLE LONG ARM
 FOR STITCHING LIGHT AND MEDIUM WEIGHT
 FABRICS

No.	Plate	Name							
*276151		Arm
276002	2775	" Cover (back)
200053x	2775	" " (") Screw (2)
204235	2775	" Position Pin (2)
200004c	2775	" Screw (3)
202005	2775	" " Washer (3)
*276102	18492	" Shaft
276103	18492	" " 276102 with 200333c, 200362c, 270005, 276022, 276113 and 276115

From the library of Diamond Needle Co.

No.	Plate	Name
270004	18492	Arm Shaft Ball Bearing (back)
270005	18492	" " " " (front)
270926	18492	" " Connection Belt (reinforced neoprene)
271127	18492	Arm Shaft Connection Belt Pulley with 200363al, 350492c and two 214206
350492c	18492	Arm Shaft Connection Belt Pulley Position Screw
200363al	18492	" " " " " Set Screw
214206	18492	" " " " " Spring Flange
*276152	-	Bed
270009	2775	" Slide
276240	2776	Face Plate with 276054 and four 200586x
350503alx	2776	" " Screw (8)
276054	2776	" " Thread Guard
200586x	2776	" " " " " Screw
272106	2777	Feed Bar
272107	2777	" " Hinge Pin
272112	2777	" " " " Lubricating Felt
200394c	2777	" " " " Set Screw
272108	2777	" " " " Thrust Washer
272109	2777	" " Lifting Crank with 200040e
200040e	2777	" " " " Pinch Screw
272110	2777	" " " " Link
200169c	-	" " " " Cap Screw (2)
272115	2777	" " " " Oiling Wick
272111	2777	" " " " " " Clamp
12481	2625	" Dog, 18 teeth (16 teeth to the inch) for 12482
50117e	2625	" " Screw (2)
276153	2777	Driving Connection
276154	2777	" " " " 276153 with 270016
276230	2777	" " " " Crank with 200040e
350507c	2777	" " " " " Hinge Screw
201531e	2777	" " " " " " Nut
200040e	2777	" " " " " Pinch Screw
276169	2777	" " " " Link
276170	2777	" " " " " 276169 with 270653
276171	2777	" " " " " Hinge Pin with 244071
244071	2777	" " " " " " Oil Packing (wick)
200394c	2777	" " " " " " Set Screw
270653	2777	" " " " Link Needle Bearing
270016	2777	" " " " Needle Bearing
270017	2774	" " Eccentric
276155	2774	" " " " Adjusting Disc
270137	2774	" " " " " " Spring
270111	2774	" " " " " " Collar with 201220c
201220c	2774	" " " " " " " Set Screw

No.	Plate	Name
240231	2774	Feed Driving Eccentric Friction Gib
350578xc	2774	" " " " " Adjusting Screw
350562xc	2774	" " " " " " " Set Screw
276180	2774	" " Flange with 200333c, 200346c, two each 350562xc and 350578xc
200333c	2774	" " " " Position Screw
200346c	2774	" " " " Set Screw
272116	2777	" " Rock Shaft with two each 200394c and 270942
270941	2777	" " " " Centre (2)
201254c	2777	" " " " " Set Screw (2)
270942	2777	" " " " " Insert (nylon)
270013	2777	" Lifting Connection
270014	2777	" " " " 270013 with 270016
200545c	2777	" " " " Hinge Screw
201522c	2777	" " " " " Nut
270016	2777	" " " " Needle Bearing
276231	2774	" " Eccentric with 200382c and 201220c
201220c	2774	" " " " Position Screw
200382c	2774	" " " " Set Screw
272118	2777	" " Rock Shaft with two 270942
270941	2777	" " " " Centre (2)
201254c	2777	" " " " " Set Screw (2)
270942	2777	" " " " " Insert (nylon)
270140	2774	" Regulating Stud
240245	2774	" " " Retaining Spring
270026	2774	" " " Spring
276157	2777	" Reversing Lever with 350477c
276158	2777	" " " Connection
201107c	2777	" " " " Hinge Screw (lower)
350509c	2777	" " " " " " (upper)
201520x	2777	" " " " " " () Nut
276160	2777	" " " " Handle
200575x	2777	" " " " Screw
201529x	2777	" " " " " Nut
276159	2777	" " " " Hinge Pin
350477c	2777	" " " " " Set Screw
350569	2777	" " " " Stop Pin
201524	2777	" " " " " Nut
276181	2777	" " Mechanism Support Link
276182	2777	" " " " Stud
200346c	2777	" " " " " Set Screw
276161	2777	" Shaft
276162	2777	" " " Bushing (back)
276179	2777	" " " " (front)
200382c	2777	" " " " Set Screw (2)
276163	2777	" " " " Crank with 200040e and 200386c
276164	2777	" " " " Hinge Stud with 276046

No.	Plate	Name
276046	2777	Feed Reversing Shaft Crank Hinge Stud Oil Packing (wick) ...
200386c	2777	" " " " " " " " Set Screw ...
276165	2777	" " " " Link with 200394e ...
200040e	2777	" " " " Pinch Screw ...
276166	2777	" " " " Spring ...
276167	2777	" " " " Adjusting Collar with two 200092f ...
200092f	2777	" " " " " " " " Set Screw ...
270256	2773	Knee Lifter Lifting Link ...
200293al	2773	" " " " Hinge Screw ...
276015	2775	" " " " Rod with 202302 ...
202302	2775	" " " " Cotter Pin ...
276016	2775	" " " " Spring ...
227227	2775	" " " " " " Collar with 200113f ...
200113f	2775	" " " " " " " " Set Screw ...
276109	2775	" " Rock Frame ...
200679f	2775	" " " " Hinge Screw (back) ...
200272c	2775	" " " " " " " " (front) ...
276175	18492	Machine Pulley (aluminium alloy casting) for "V" belt (outside diam. of belt groove 2.9 in.) (rim diam. 4 1/2 in.) with 350540c and 350541c ...
276176	18492	Machine Pulley 276175 with 270004 ...
350540c	18492	" " " " Position Screw ...
350541c	18492	" " " " Set Screw ...
276110	2773	Needle Bar with 350445f ...
276111	2773	" " Bushing (lower) ...
270855	2773	" " " " (upper) ...
350550al	2773	" " " " (") Set Screw ...
270262	2773	" " Connecting Link ...
270263	2773	" " " " 270262 with 270266 ...
270264	2773	" " " " Guide Block ...
200054e	2773	" " " " " " " " Screw (2) ...
276112	2773	" " " " Hinge Stud ...
276113	18492	" " " " " " " " Oiling Felt ...
276022	18492	" " " " " " " " " " Flange ...
276053	18492	" " " " " " " " " " Oil Leader Tube ...
200374c	18492	" " " " " " " " Set Screw ...
270266	2773	" " " " Needle Bearing ...
276114	2773	" " " " Thrust Washer ...
270856	2773	" " " " Stud with 202277 and 350622alx ...
202277	2773	" " " " Oil Packing (wick) ...
350622alx	2773	" " " " Pinch Screw ...
*276115	18492	" " Crank with two 200374c ...
200333c	18492	" " " " Position Screw ...
200362c	18492	" " " " Check Screw ...
270058	2773	" " Oiling Felt ...
350445f	2773	" Set Screw ...

No.	Plate	Name
276241	2773	Presser Bar with 176x ...
276025	2773	" " Ball, 7/32 in. diameter ...
270114	2773	" " Bushing ...
276117	2773	" " Lifter ...
350442c	2773	" " " Hinge Screw ...
276028	2773	" " Lifting Releasing Lever Bracket ...
272122	2773	" " Position Guide with 350411c ...
350411c	2773	" " " " Pinch Screw ...
276242	2775	" " Spring ...
350435c	2775	" " Spring Screw (pressure regulating) ...
350499xc	2775	" " " " Stud ...
62527	2625	" Foot Hinge Pin ...
24544	2625	" " Plate ...
24982	2625	" " Shank ...
26231	2625	" " Spring ...
24983	2625	Presser Foot (spring, hinged), complete, Nos. 24544, 24982, 26231 and 62527 ...
176x	2773	Presser Foot Screw ...
276243	2776	Rotary Take-up ...
276121	2776	" " Adjusting Disc ...
276122	2776	" " " " 276121 with 276123 and two 350503alx ...
276034	2776	" " Clamping Plate ...
200567x	2776	" " " " Screw (2) ...
276123	2776	" " Counterbalance ...
350503alx	2776	" " " " Screw ...
276227	2776	" " Guard ...
200031x	2776	" " " " Screw (long) ...
200069x	2776	" " " " (short) ...
276228	2776	" " " " Cover ...
276038	2776	" " " " Grill ...
200161x	2776	" " " " " " Screw ...
200263xc	2776	" " " " Hinge Screw ...
67425	2776	" " " " " " Spring Washer ...
230743c	2776	" " " " " " Thrust Washer ...
276229	2776	" " " " Spring Catch ...
350503x	2776	" " " " " " Screw ...
201537e	2776	" " " " " " Nut ...
200685c	2776	" " " " Thread Guide Screw ...
200577al	2776	" " " " Screw (3) ...
276043	2776	" " " " Spacer ...
270868	2772	Rotating Hook with 143301, 270878 and two 1253al ...
270869	2772	" " 270868 with 270874xc and four 1053e ...
270870	2772	" " 270869 with 270872, 270876 and three 1367e ...
270871	2772	" " 270870 with 52237 ...
270010	2772	" " Bobbin ...

No.	Plate	Name
52235	2772	Rotating Hook Bobbin Case
52236	2772	" " " " 52235 with 591f, 1380e and 40394
40393	2772	" " " " Hinge, Nos. 2974, 40392 and 125320
270872	2772	" " " " Holder (chromium plated) ...
272131	2772	" " " " " Position Bracket ...
200077d	2772	" " " " " " " " Screw ...
40392	2772	" " " " " Latch
125320	2772	" " " " " " Lever
2974	2772	" " " " " " Fulcrum Pin ...
2975	2772	" " " " " " Spring
592e	2772	" " " " " " Stop Screw
40394	2772	" " " " " " Tension Spring
591f	2772	" " " " " " " " Regulating Screw
1380e	2772	" " " " " " " " Screw
52237	2772	" " " " " " complete, Nos. 592e, 2975, 40393 and 52236
270873	2772	Rotating Hook Bobbin Case 52237 with 270872
276125	2774	" " " " Driving Shaft
270032	2774	" " " " " " Ball Bearing
276045	2774	" " " " " " Bushing with 276046
276046	2774	" " " " " " " Oil Packing (wick)
200346c	2774	" " " " " " " Set Screw
270169	2774	" " " " " " Connection Belt Pulley with 214206 and two 200070c
200070c	2774	Rotating Hook Driving Shaft Connection Belt Pulley Set Screw
214206	2774	" " " " " " " " " " Spring Flange
276047	2774	" " " " " " Gear (internal teeth) with 200382c and 201220c
201220c	2774	" " " " " " " Position Screw
200382c	2774	" " " " " " " Set Screw
270036	2774	" " " " " " Oil Lead Wire
270879	2772	" " " " Oil Guard
276177	2775	" " " " Oil Reservoir Cover
276178	2775	" " " " " " Gasket
200041x	2775	" " " " " " Screw (6)
270878	2772	" " " " " Retaining Washer (felt)
143301	2772	" " " " " Wick (felt)
270876	2772	" " " " Section
1367e	2772	" " " " " Screw
1253al	2772	" " " " Set Screw
276059	2774	" " " " Shaft
270163	2774	" " " " " Bushing
270880	2774	" " " " " Oil Packing (wick)
200346c	2774	" " " " " Set Screw
270164	2774	" " " " End Bearing
201215d	2774	" " " " " Screw

No.	Plate	Name
202423	2774	Rotating Hook Shaft Oil Filter Wick
276061	2774	" " " " " " " Holder
276062	2774	" " " " " " " complete, Nos. 202423 and 276061
350498e	2774	" " " " " " Regulating Screw
270044	2774	" " " " " Thrust Washer
276060	2774	" " " " " Bushing, complete, Nos. 270044, 270163, 270164, 270880, 276059, 276062, 350498e and two 201215d ...
270874xc	2772	Rotating Hook Thread Guard
1053e	2772	" " " " " " Screw
2102	2776	Tension Disc
276048	2773	" " Releaser (adjustable)
200132e	2773	" " " " " Screw
32572	2776	" " Releasing Disc
270086	2776	Tension Releasing Pin
13710	2776	" " Spring
50304c	2776	" " Stud
52098	2776	" " " 50304c with 1560c
50305c	2776	" " " Set Screw
276055	2776	" " Thread Guide Pin
1560c	2776	" " Thumb Nut
276049	2776	Tension, complete, Nos. 13710, 32572, 39652, 52083, 52098, 270086 and two 2102
276050	2776	Thread Cutter
200583x	2776	" " " Screw
276051	2776	" " Guide
263118	2773	" " " (on Needle Bar Bushing)
350503alx	2776	" " " Screw
276118	2773	" " Pull-off
200145c	2773	" " " Screw (2)
276052	2776	" " Retainer (front)
200397x	2776	" " " (") Set Screw
270080	2776	" " " (rear)
200366x	2776	" " " (") Set Screw
39652	2776	" " Take-up Spring
52083	2776	" " " " Regulator with 50305c
453xc	2776	" " " " " Set Screw
12482	2625	Throat Plate (large needle hole), for 12481
691f	2625	" " " Screw (2)

ACCESSORIES

No.	Plate	Name
25878	2627	Cloth Guide
50190	2627	" " Thumb Screw
270010	2772	Rotating Hook Bobbin (2)
270155	2774	" " Oil Reservoir Oil Gauge
120378	2627	Screw Driver (Bobbin Case)
135 x 25	--	Needles, six, size 16
228479	18333	Drip Pan with four $\frac{3}{4}$ in. wire nails
12361	2627	Machine Hinge Connection (2)
41400	2627	" Rest Pin (wood)
120342	2627	Oiler (copper plated) with 120343
120343	2627	" Spout ($3\frac{1}{2}$ in. long)
85318	2627	Screw Driver
86698	--	Tin of Oil ($\frac{1}{2}$ pint)
240566	--	Wrench

BOBBIN WINDER

(SWINGING AUTOMATIC, RIGHT HAND)
FOR "V" BELT DRIVE

No.	Plate	Name
259428	2624	Brake (leather)
259429	2624	" Clamp
200113f	2624	" " Screw
225453	2624	Frame with 202277 and 259660
225454	2624	" Hinge Pin
202277	2624	" Oil Packing (wick)
259660	2624	" " Well Washer
225455	2624	" Spring
225456	2624	" " Plunger
104211	2624	Pulley with 200380c
200380c	2624	" Set Screw
225381	2624	Spindle
225444	2624	Stop Latch
200056e	2624	" " Screw
225458	2624	" " Thumb Lever
225459	2624	" " " " Hinge Stud
225459	2624	" " " " Joint Stud
202478	2624	" " Trip Lever
200299h	2624	" " " " Hinge Screw
225461	2624	Tension Bracket with 201499h
200082d	2624	" " Screw
228026	2624	" " " Washer
2102	2624	" Disc
13710	2624	" Spring
201499h	2624	" Stud

No.	Plate	Name
201572h	2624	Tension Stud Thumb Nut
225462	2624	Bobbin Winder Tension Bracket, complete, Nos. 13710, 201572h, 225461 and two 2102
259430	2624	Bobbin Winder and Tension Bracket Base
104212	2624	Bobbin Winder (swinging automatic, right hand), complete, Nos. 104211, 200056e, 200082d, 200113f, 200299h, 202478, 225381, 225444, 225453 to 225456, 225458, 225462, 228026, 259428 to 259430, two each 225459 and wood screws $\frac{3}{4}$ " No. 12 R.H.B.

BELT GUARD

(only supplied when specified on order, and at an extra charge).

No.	Plate	Name
106502	2778	Belt Guard with two SS706x
106503	2778	" " Bracket with three SS706x
SS707	2778	" " " Hinge Screw
SS706x	2778	" " " Screw
SS706x	2778	" " Screw
Tool 293	2778	" " " Key
106504	2778	" " Support
106505	2778	Belt Guard, complete, Nos. Tool 293, SS707 and 106502 to 106504

KNEE LIFTER

No.	Plate	Name
228713	18333	Rock Lever with two 350231c
228707	18333	" " Bracket with 200347c and three wood screws $\frac{3}{4}$ in. No. 12
228709	18333	Rock Lever Bracket 228707 with 228363, 228367, 228386, 228455 and 228713
228370	18333	Rock Lever Extension with 200529c
350231c	18333	" " " Set Screw
228363	18333	" " Hinge Pin
228364	18333	" " Knee Plate with 350231c
228388	18333	" " " " Arm
350231c	18333	" " " " Set Screw
350231c	18333	" " " " Set Screw
228455	18333	" " Position Spring
228365	18333	" " Rod
200529c	18333	" " " Set Screw
228386	18333	" " Spring
228367	18333	" " Stop Stud
200347c	18333	" " " " Set Screw
228710	18333	Knee Lifter Rock Lever, complete, Nos. 228364, 228365, 228370, 228388 and 228709

(Other Knee Lifter parts are listed with parts of Machine Head)

THREAD UNWINDER

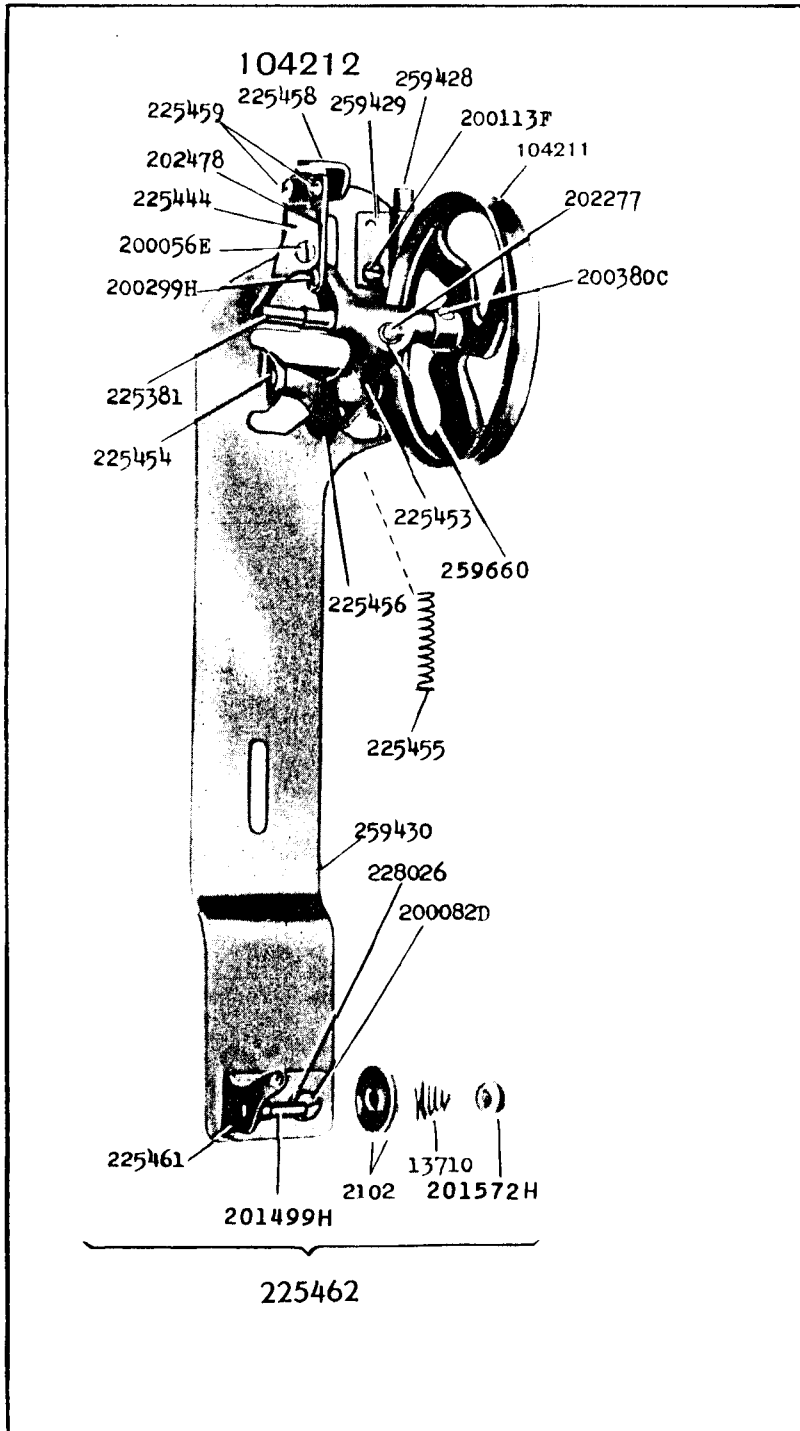
No.	Plate	Name
228692	18362	Spool Pin
201528h	18362	" " Nut
228693	18362	" " Washer
225257	18362	" Rest (for two spools) (flat) with 201018c, two each 201528h, 228692 and 228693
150203	18362	Spool Rest Cushion (felt)
225388	18362	" " Rod
200383c	18362	" " " Set Screw
201018c	18362	" " Set Screw
259658	18362	" Stand with 200383c
225391	18362	Thread Guide
201696h	18362	" " Lock Nut
225326	18362	" " Position Cup
225324	18362	" " Rod with 208al and 225322
208al	18362	" " " Screw
225322	18362	" " " Washer
225258	18362	Thread Unwinder (for two spools), complete, Nos. 201696h, 225257, 225324, 225326, 225388, 259658, two each 150203, 225391 and three wood screws $\frac{1}{4}$ in. No. 12

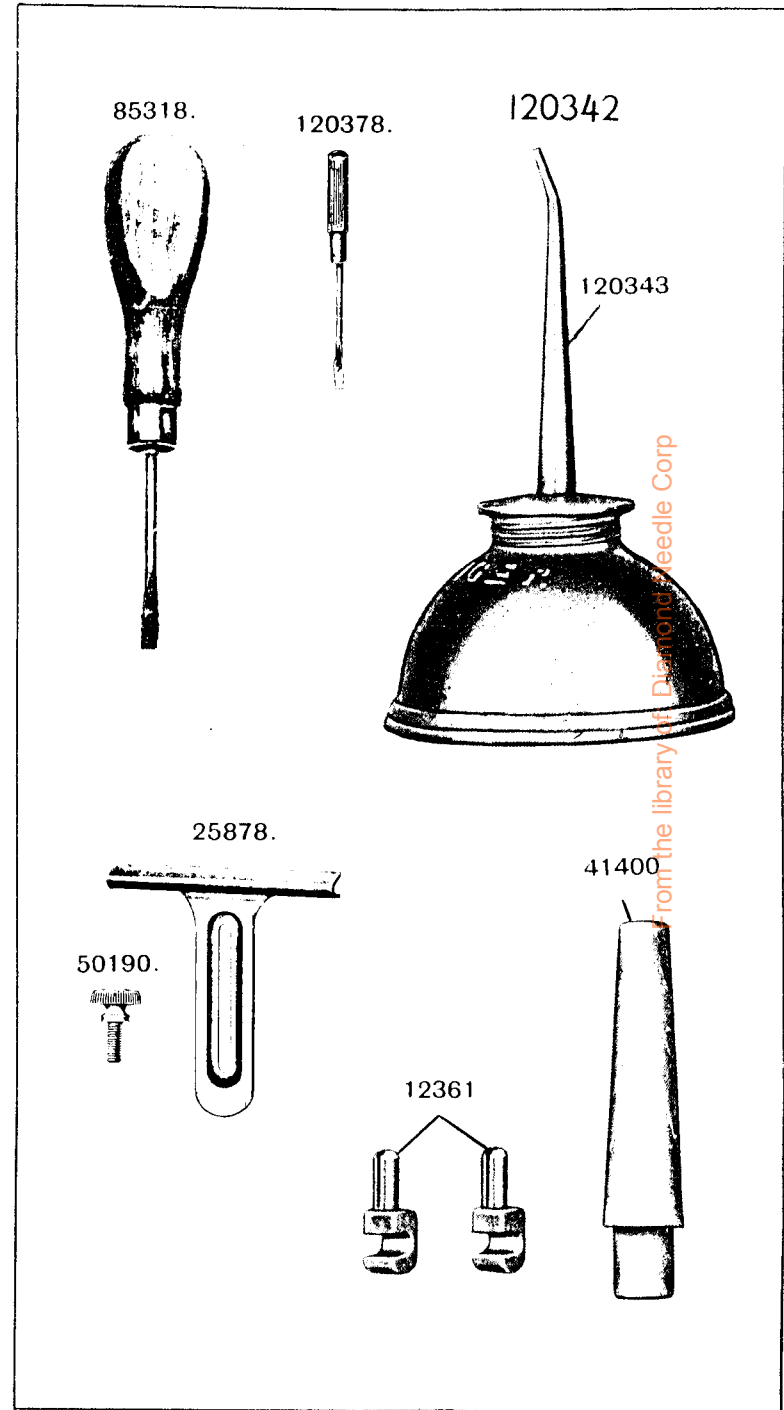
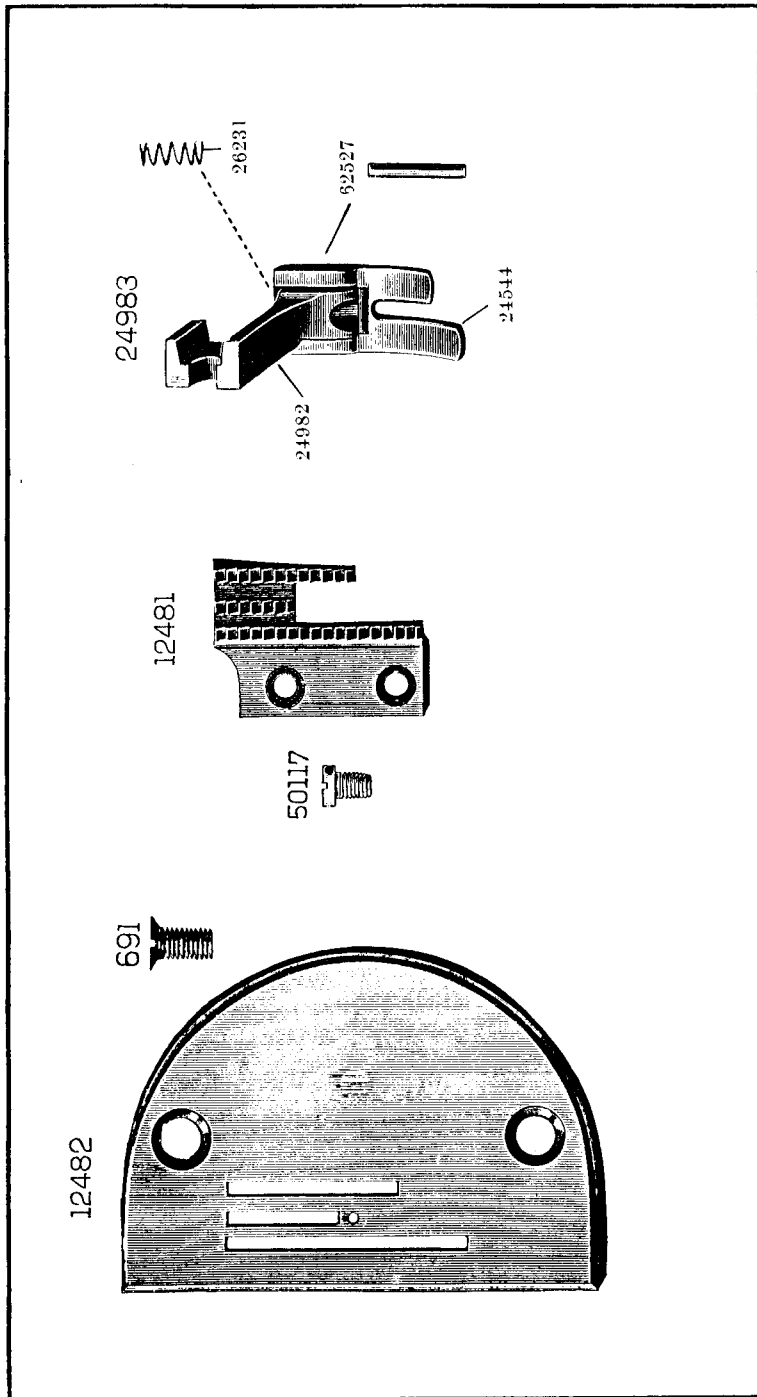
MISCELLANEOUS PARTS

USED IN CONJUNCTION WITH

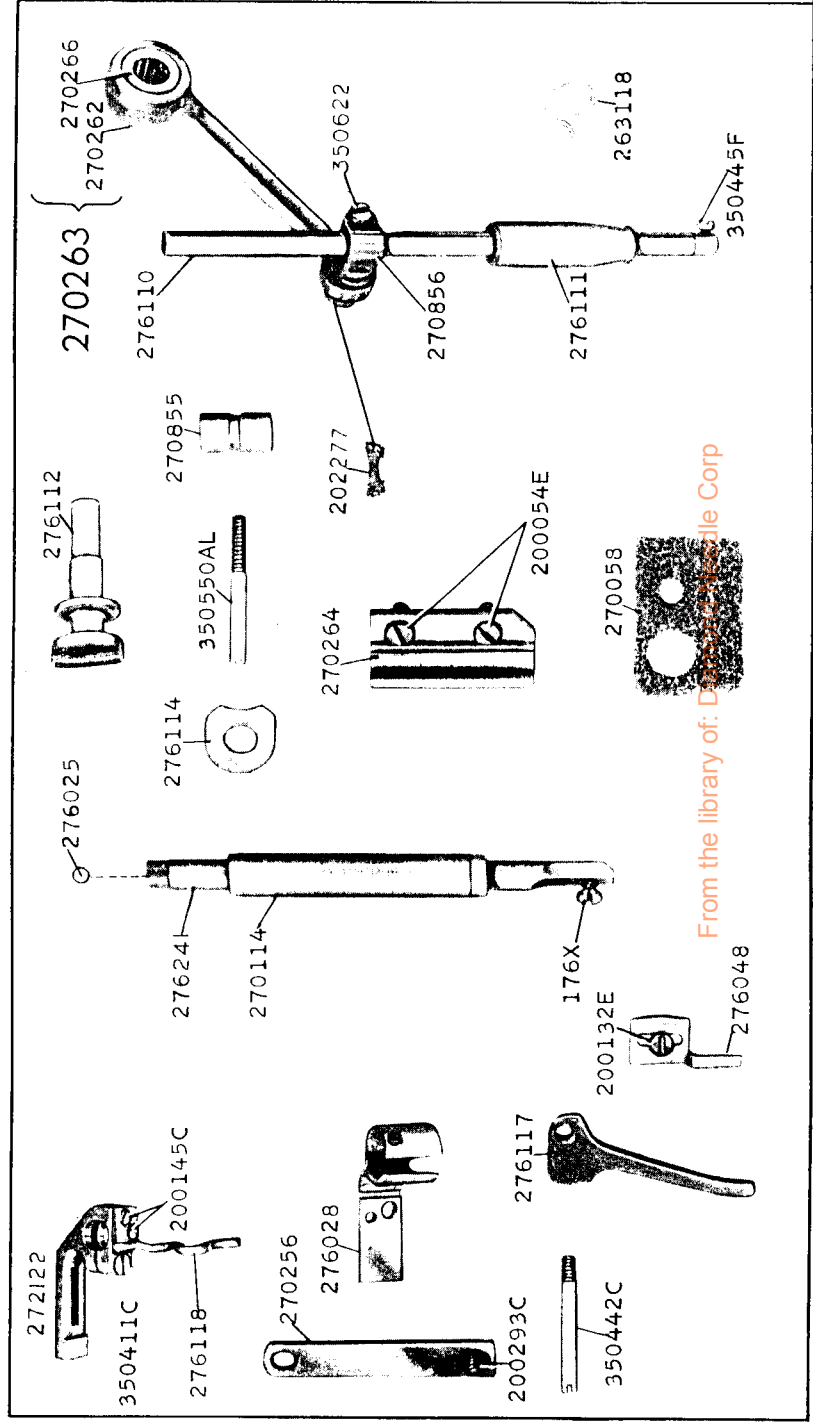
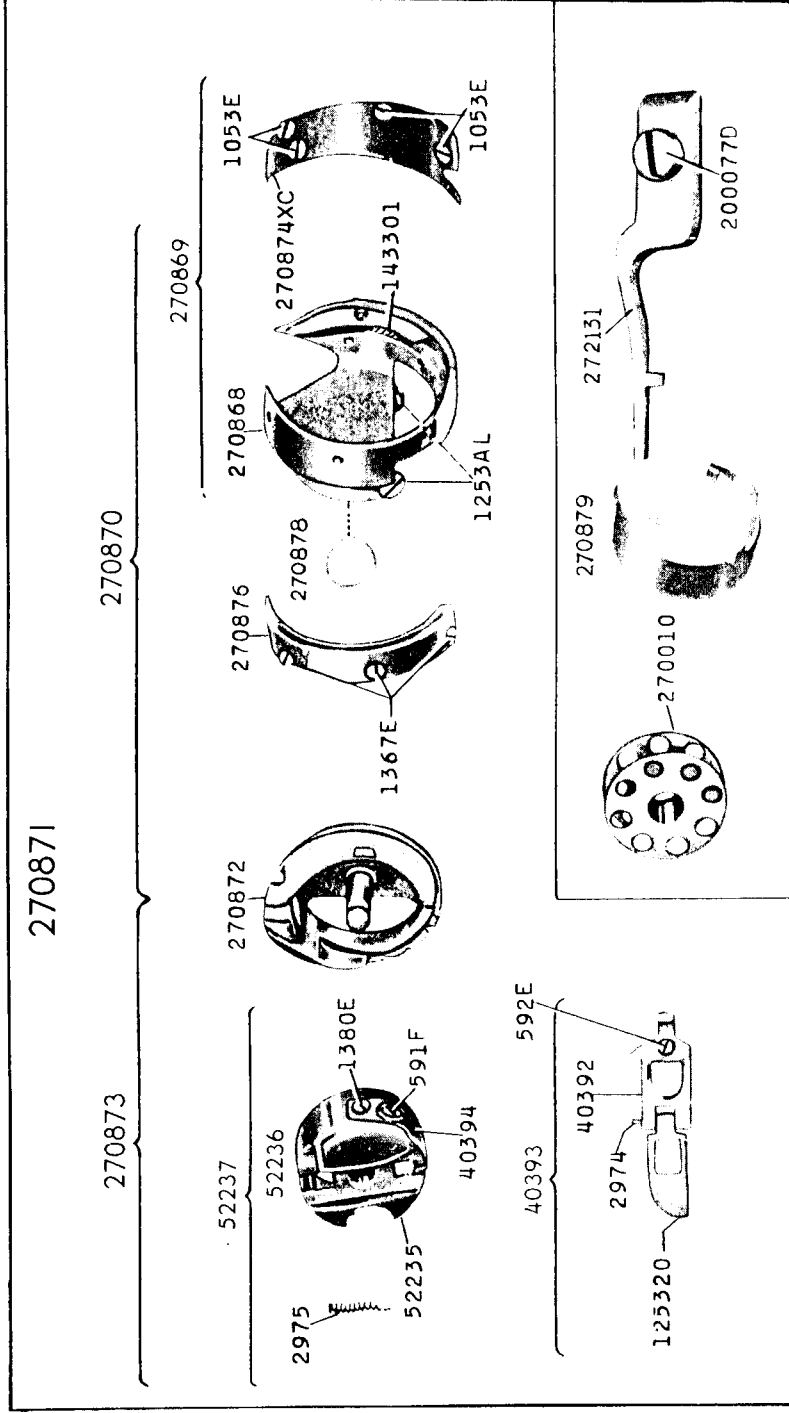
THREAD UNWINDER

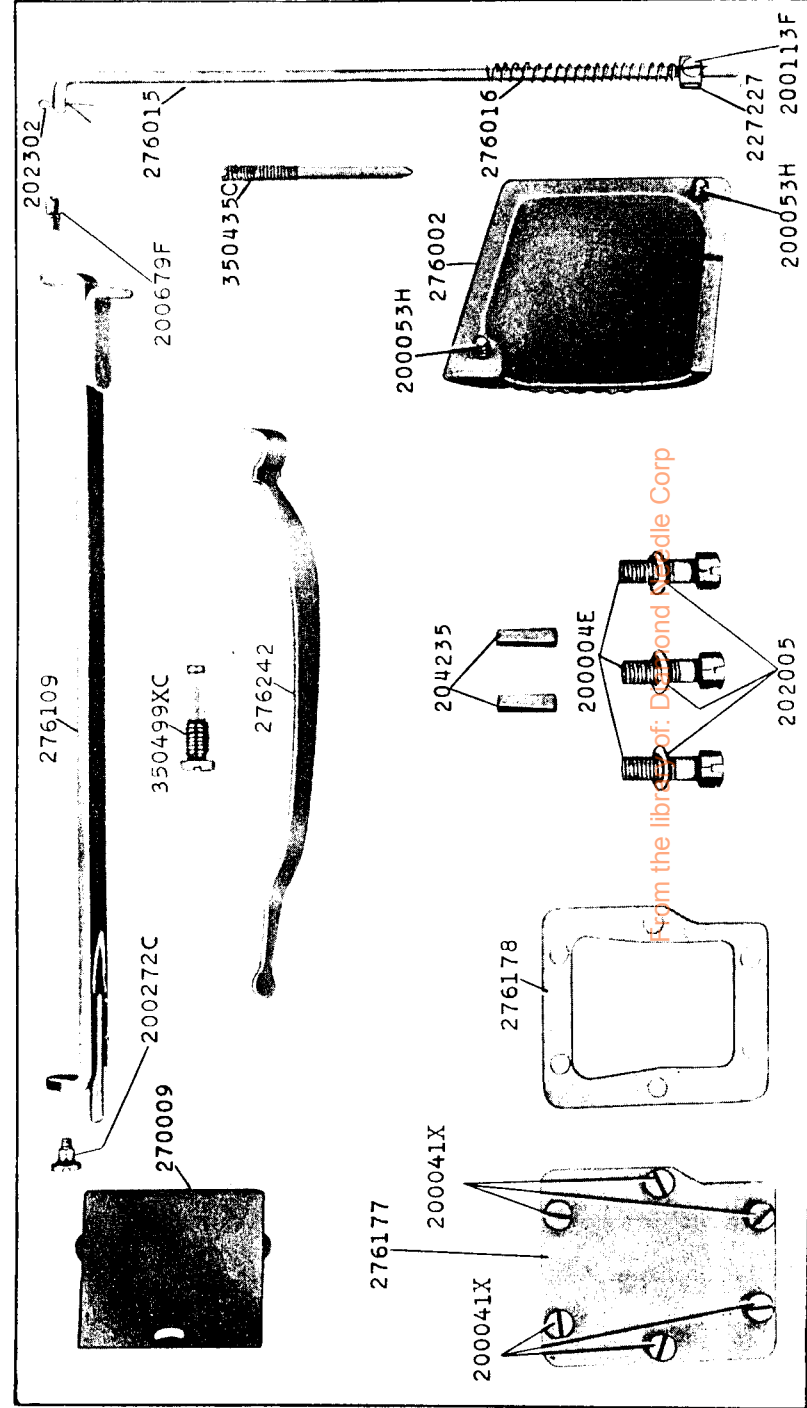
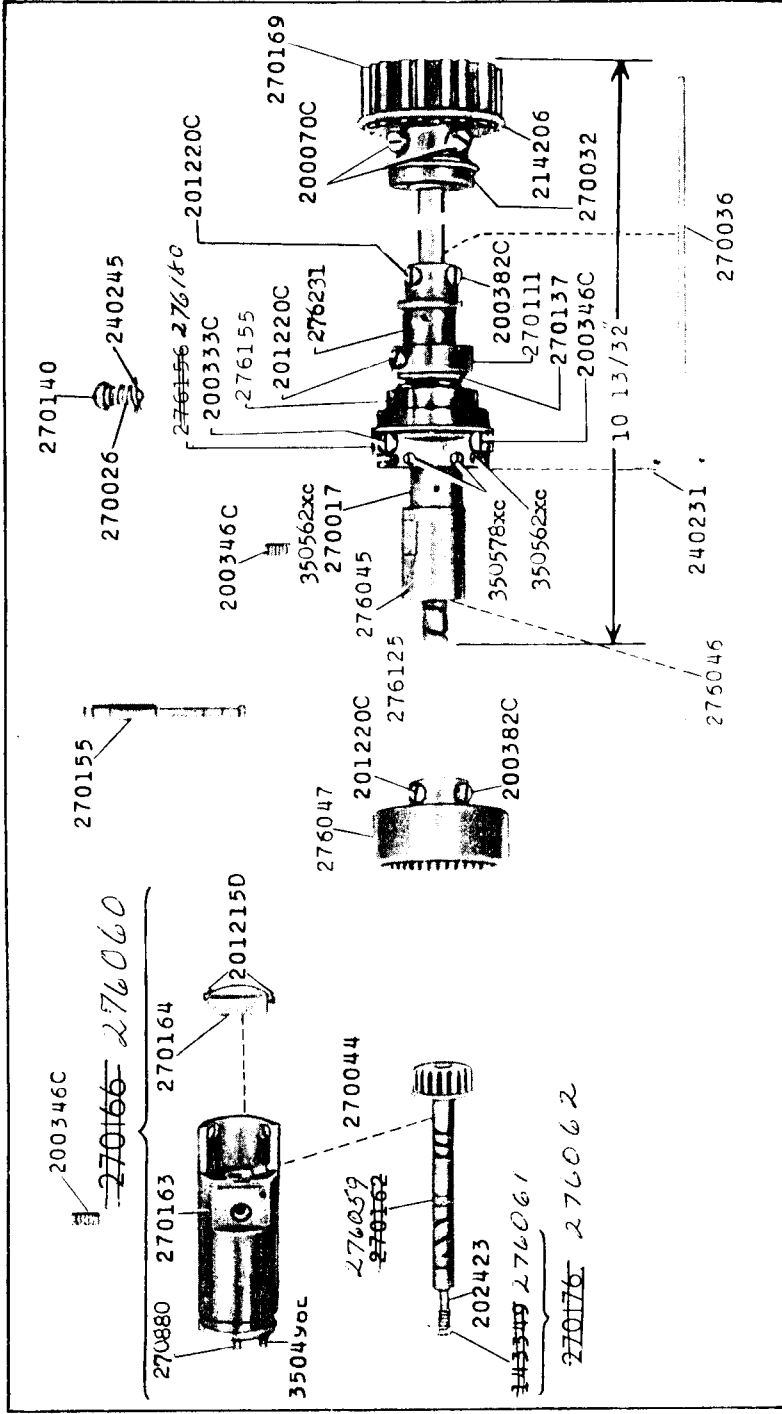
No.	Plate	Name
259370	18362	Spool Pin
259378	18362	" " Arm with 217c and 259379
232896	18362	" " " Bracket with two 448al
448al	18362	" " " " Set Screw
448al	18362	" " " Set Screw
259371	18362	" " Cap (bakelite)
1010l	18362	" " " Hinge Screw
259379	18362	" " Retaining Spring
217c	18362	" " " " Screw
259372	18362	" " Washer
259373	18362	Spool Pin, complete, Nos. 1010l and 259370 to 259372
60913	18362	Spool Weight with 60914
60914	18362	" " Centre Pin
225377	18362	" Wire, for small spools
27739	18362	Thread Cone (wood)
225390	18362	" " Holder

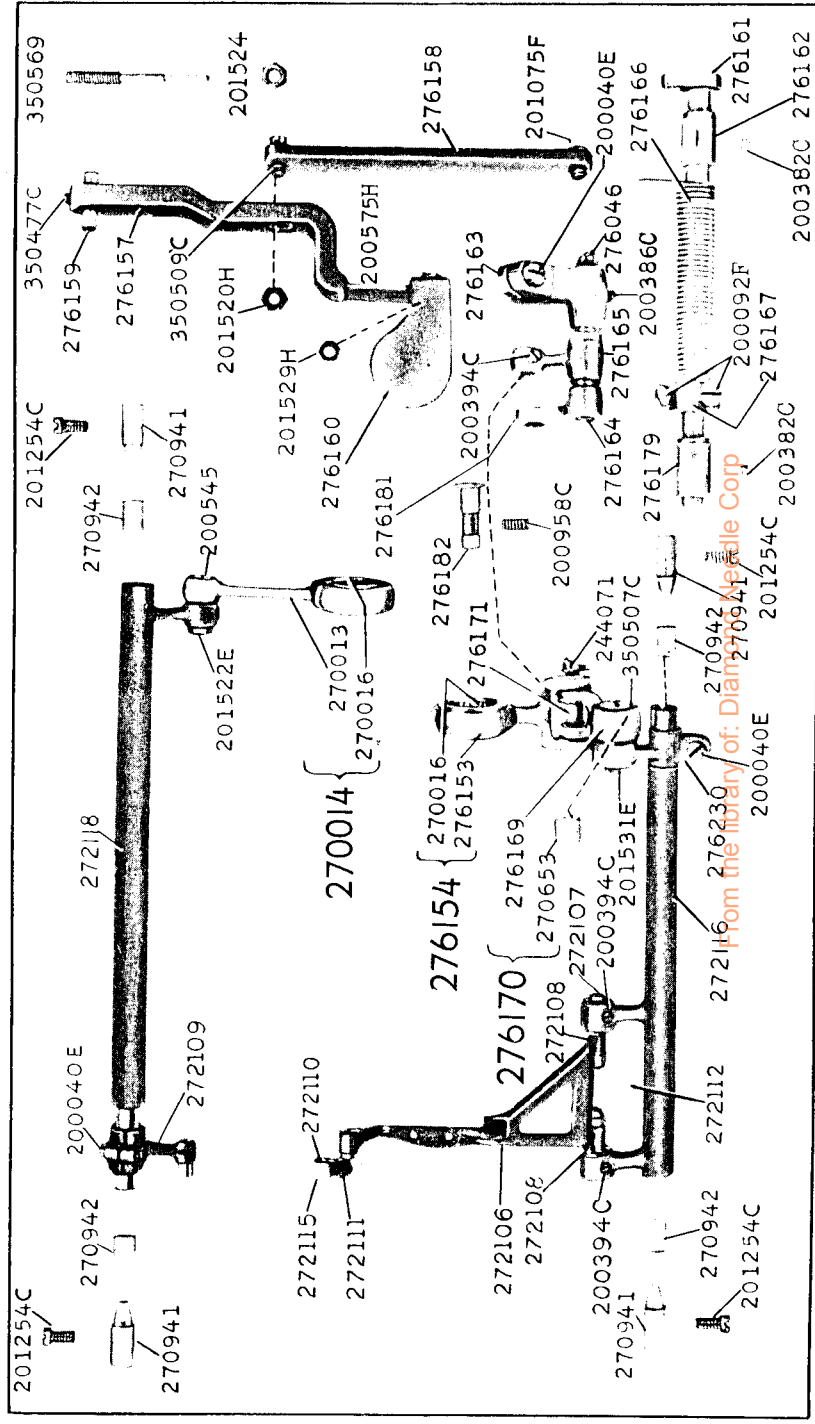
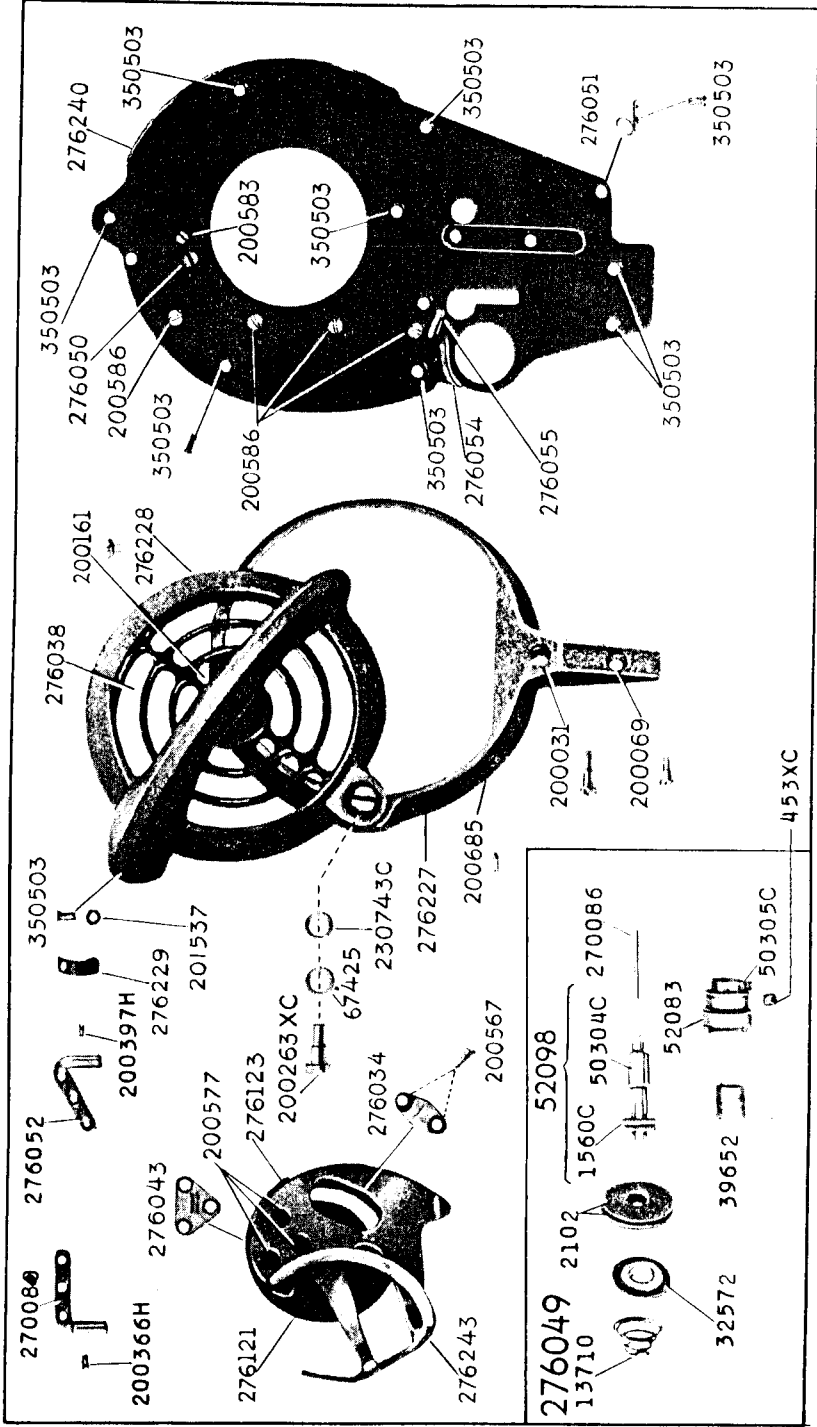




from the library of Diamond Needle Corp

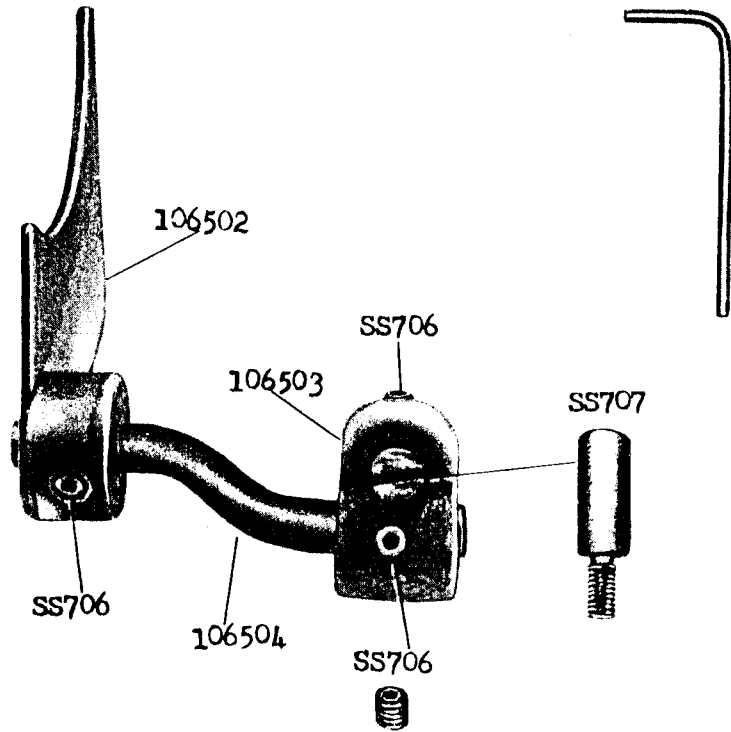




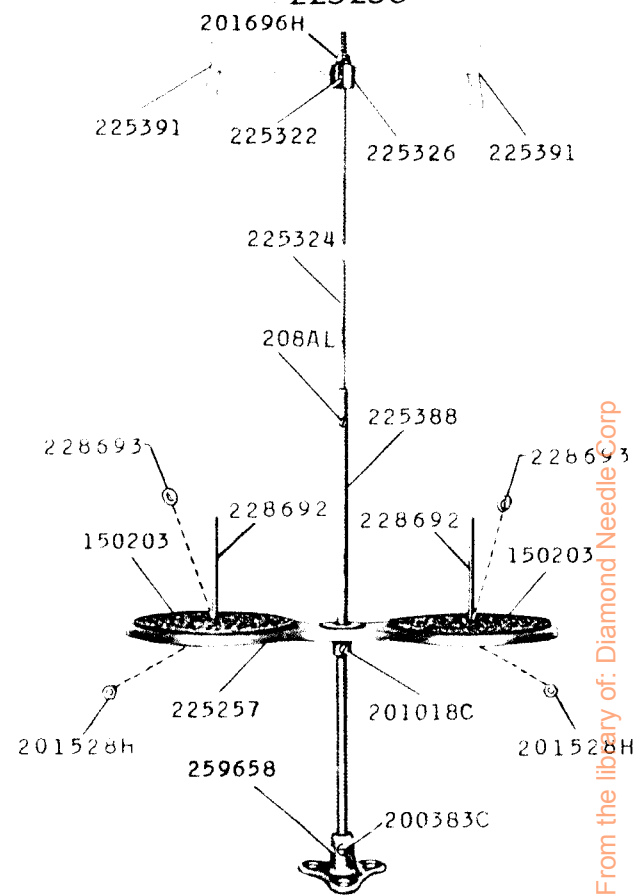


106505

Tool 293



225258



From the library of: Diamond Needle Corp

259373

